



# ରମାଦେବୀ ମହିଳା ବିଶ୍ୱବିଦ୍ୟାଳୟ, ଭୁବନେଶ୍ୱର


Rama Devi Women's University, Bhubaneswar, Vidya Vihar  
Odisha-751022, Ph.no-0674-2542644, E-mail: [pgcouncil@rdwu.ac.in](mailto:pgcouncil@rdwu.ac.in)  
Website: [www.rdwuniversity.nic.in](http://www.rdwuniversity.nic.in)

## NOTICE

No.CPGC/...../dt.....

The regular students of P.G. 2<sup>nd</sup> year, +3 Degree 2<sup>nd</sup> year & 3<sup>rd</sup> year (Arts, Science & Commerce) and B.Ed. 2<sup>nd</sup> year (Except Odia P.G & PwD Students) of this University are hereby informed that they are required to deposit their **re-admission fee online** for the academic session-2021-22. They are required to visit the University website [www.rdwuniversity.nic.in](http://www.rdwuniversity.nic.in) and go through instructions available for depositing the re-admission fee from **05.11.2021 to 20.11.2021** positively.


Students who fail to deposit the re-admission fee during the above mentioned date, their admission will be automatically cancelled.



CHAIRPERSON  
P.G.COUNCIL, RDWU, BBSR.

Memo No. CPGC/...../dt.....


Copy to Registrar/All Notice Boards including Hostels/OIC, website/Ms. Sushree mishra, comp. science/COF/All HODs & Coordinators/ Academic Sec. for information & necessary action.



CHAIRPERSON  
P.G.COUNCIL, RDWU, BBSR.

Memo No. CPGC/...../dt.....

Copy to P.S to V C for kind information of Vice- Chancellor



CHAIRPERSON  
P.G.COUNCIL, RDWU, BBSR.

**PROCEDURE TO BE FOLLOWED DURING ONLINE READMISSION  
FEESUBMISSION FOR THE SESSION 2021-22**

1. Open the university website '[www.rdwuniversity.nic.in](http://www.rdwuniversity.nic.in)'
2. From examination menu ,Click on 'Online Fee Collection'
3. A small dialog box appears to redirect you to Bank site, click on "OK" button.
4. SBI Collect Screen will open. Click on the checkbox  at the bottom of the screen.
5. Click on "Proceed"
6. Select the Payment category → 'Readmission Fee 2021-22'
7. Enter your full University Roll no for example: 113R0020005 or 17R0020004 or BEd20S018 (For B.Ed , 'd' is small letter) without using any . (dot) or – (hyphen)
8. Click on 'Submit'
9. The payment details along with other academic detail will appear.

→ In the space given for 'Remark' you may write some remark like "Readmission Fee for 2021-22"

→ Fill up : Name, DOB, Mobile no and Captcha

→ Click on 'Submit' button.

→ Then all your Data and Total amount to be paid will be displayed.

→ Now click on "Confirm" Button.

After this payment options will be available.

10. Select the Payment method of your choice

→ Continue with the payment process.

→ And keep (Strictly Advised) a print out of online money receipt for your future reference.

11. In case of Cash Payment choose "Other Payment Mode".

12. Students are strictly advised take a printout of PAP (Pre Acknowledgement Payment) Form and deposit the cash at any SBI branch.